

5218

DTC 45°C to 65°C
tempering valves



altecnic
CALEFFI group

5218 DTC 45°C to 65°C tempering valves

Application

A tempering valve is used in systems where the water in the storage cylinder can reach temperatures significantly above 60°C for example if heated by solar heating.

They are used with multiple outlets and frequently as part of a re-circulating domestic hot water system.

In the event of failure of the hot or cold water supplies the Art 5218 will automatically shut down in line with the BS EN 15092 test standard.

BS EN 15092 and DTC Scheme

BS EN 15092 "In line hot water supply tempering valves. Tests and requirements" specifies the performance characteristics of tempering valves installed at the point of distribution in domestic hot water systems.

Art 5218 tempering valves are certified by Buildcert and the DTC Scheme as meeting these requirements.

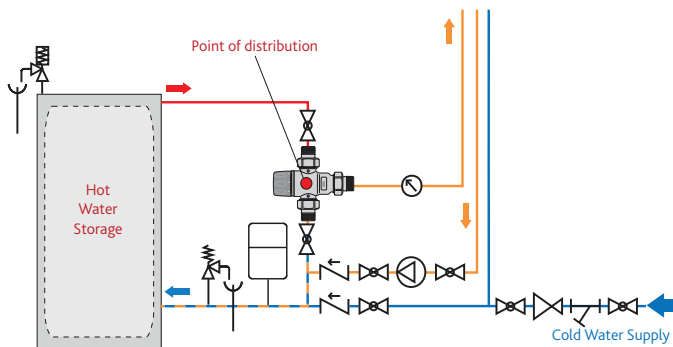
Conditions	Limits of use	Recommended limits of operation
Dynamic pressure	0.2 bar min.	1 bar ≤ P ≤ 5 bar
Static pressure	10 bar max.	
Hot water inlet temperature	T ≤ 90°C	60°C ≤ T ≤ 80°C
Cold water inlet temperature	T ≤ 25°C	T ≤ 25°C
Distribution (outlet) temperature	55°C ≤ T ≤ 60°C (DTC Scheme)	
Distribution (outlet) temperature	45°C ≤ T ≤ 65°C (BS EN 15092)	

Note: Valves operating outside these conditions cannot be guaranteed by the scheme to operate as DTC approved valves.

Construction Details

Component	Material	Grade
Body	DZR Brass	BS EN 12165 CW602N chrome plated
Shutter	PSU	
Spring	Stainless steel	
Seals	EPDM	
Cover	ABS	

Application Diagram



Altecnic Ltd Francesco House, Staples Close, Stafford ST16 1WQ

T: +44 (0)1785 218200 E: sales@altecnic.co.uk

Registered in England No: 02095101

altecnic.co.uk

AL 015 18-06-25

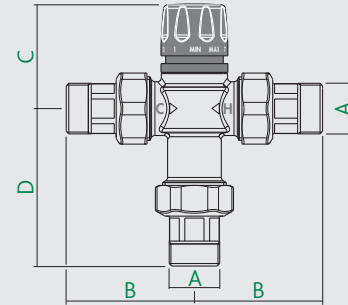
E & O.E

© Altecnic Limited. 2025

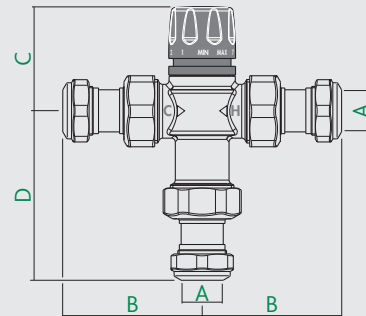
ALTECNIC™

Dimensions

Threaded Ends



Compression Ends



Prod Code	A	B	C	D	kg
521814	G½B	62.5	54	82	0.64
521815	G¾B	67	55	82	0.81
521816	G1B	83.5	72	100	1.20
521817	Ø15	67.5	54	87	0.70
521818	Ø22	75.5	55	90.5	0.91
521819	Ø28	99.5	72	117	1.40

Technical Data

Max. working pressure: 10 bar - Static

5 bar - Dynamic

Max. inlet temperature: 90°C

Max. inlet pressure ratio H/C or C/H): 2:1

Min. temperature difference between hot water inlet and mixed water outlet for best performance: 10°C

Temperature setting range: 45 to 65°C

BS EN15092 set temperature range: 45 to 65°C

* Set water temperature: 55 to 60°C

Accuracy: ±2°C

Min. flow rate for stable operation:

½", 15, ¾" & 22 sizes 4 l/m

1" & 28 sizes 6 l/m

* In the UK to comply with the requirements of the UK Water Supply (Water Fitting) Regulations 1999 G18.3 and with Part G of the Building regulations clause 3.63 tempering valves must be set to operate at a mixed water outlet temperature of between 55 and 60°C.

Certified to standard: BS EN 15092 and DTC scheme.

Designation: Type 2 - adjustable

altecnic
CALEFFI group